



*Let Love Take Flight at
Crowne Plaza® Changi Airport*



Memorable & Truly Yours

Celebrate your love with a memorable wedding ceremony at Crowne Plaza® Changi Airport.

Share your heart's desires and our experienced and dedicated Crowne Weddings team can help you create the wedding of your dreams.



Enchanting

Be mesmerised by the rainforest-themed column-free ballroom, which looks stunning with soft romantic lighting. With an impressive 6-metre high ceiling, Chengal Ballroom is ideal for an elegant wedding for up to 280 guests.



Chengal Ballroom
160 to 280 guests





Tranquility

Introducing Camellia, our newest intimate wedding space echoing the serenity of Changi Beach. With an ambiance that mirrors the meeting of ocean and shoreline, it offers an elegant and versatile venue perfect for your dream wedding.

Camellia Ballroom
Up to 130 guests





THE PLAZA
HOTEL
AND RESORT




Elegance

Host your solemnisation and toast to everlasting bliss with family and loved ones as they share this precious moment with you in our oval-shaped function space.



Alstonia
30 to 80 guests

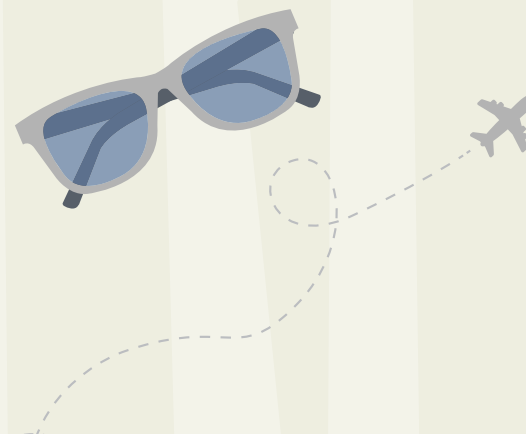


Urban Oasis

Be surrounded by well wishes and blessings from your guests as you say 'I do' by the sparkling outdoor landscaped pool among the lush foliage. Located at Level 3, this picturesque outdoor venue offers a magnificent view of the Changi Airport Control Tower and planes soaring into the blue skies.



Poolside
up to 32 guests



Verdant Perfection

Let nature be your witness. Exchange wedding vows amidst tropical splendour and gorgeous greenery. Adjourn for the reception with your family and friends after the ceremony in our cosy, nature-inspired function space.

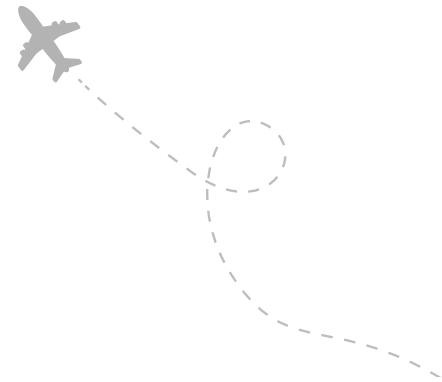


Garden
up to 28 guests



Suite Moments

Relax and get ready in the comfort of our modern bridal suite together with your entourage. Enjoy marital bliss in our luxurious suite with a separate living room, an inviting bed and designer amenities, providing the perfect ambiance for your first night as newlyweds.




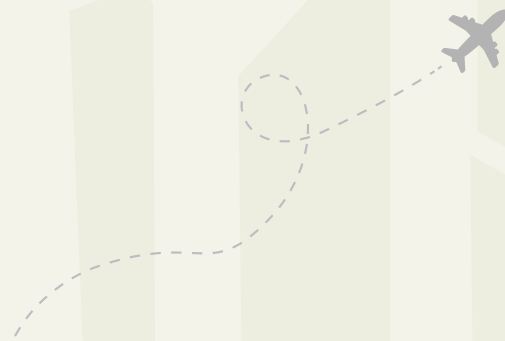




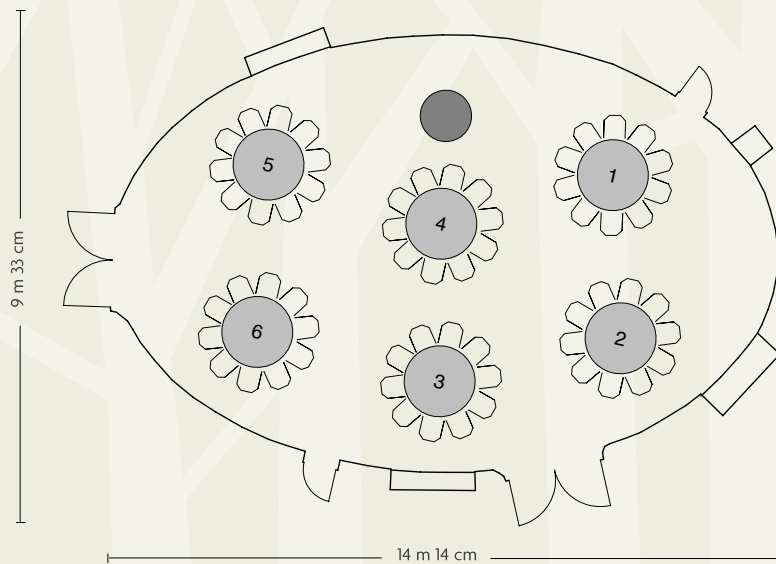


Gastronomic Affair

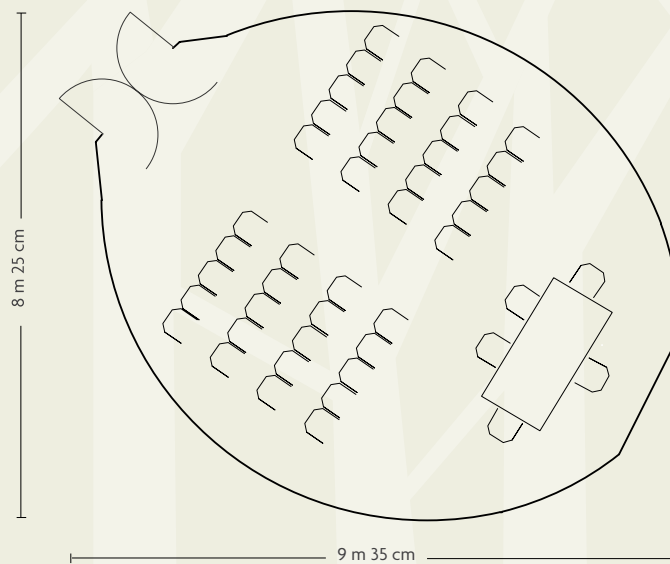
Impress your guests with epicurean delights. Whether it is a traditional Chinese menu, a contemporary menu or a lavish buffet spread, our culinary team will be able to tailor the menu to make this special occasion a memorable one.



Floor Plan *Alstonia*

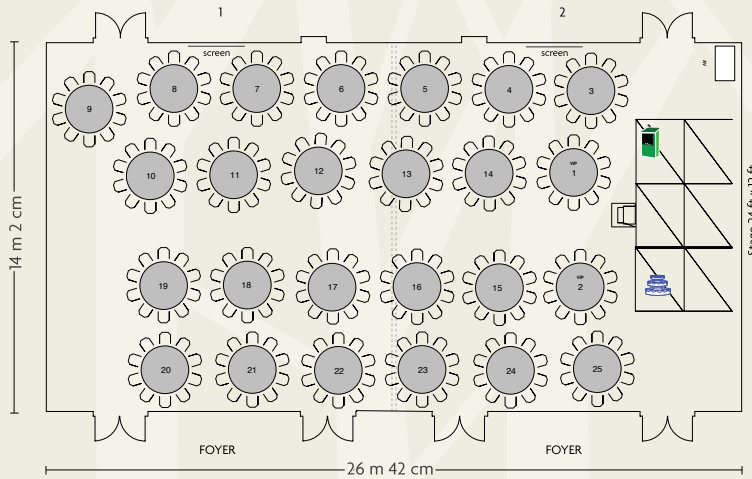


Floor Plan *Hoopia*

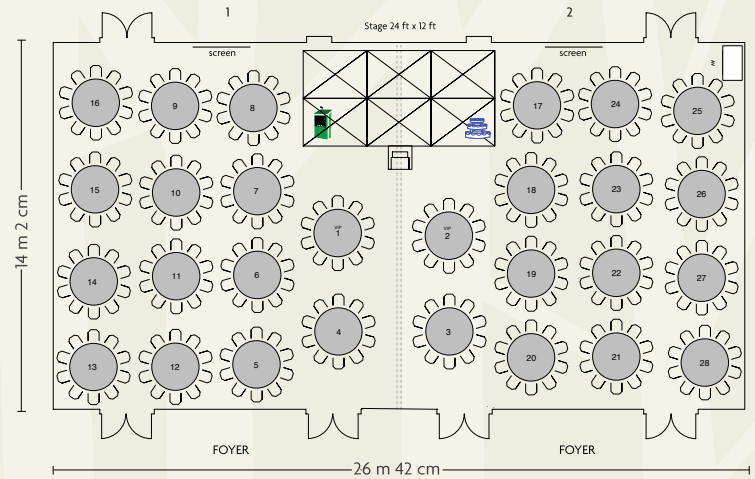


Floor Plan

Chengal Ballroom

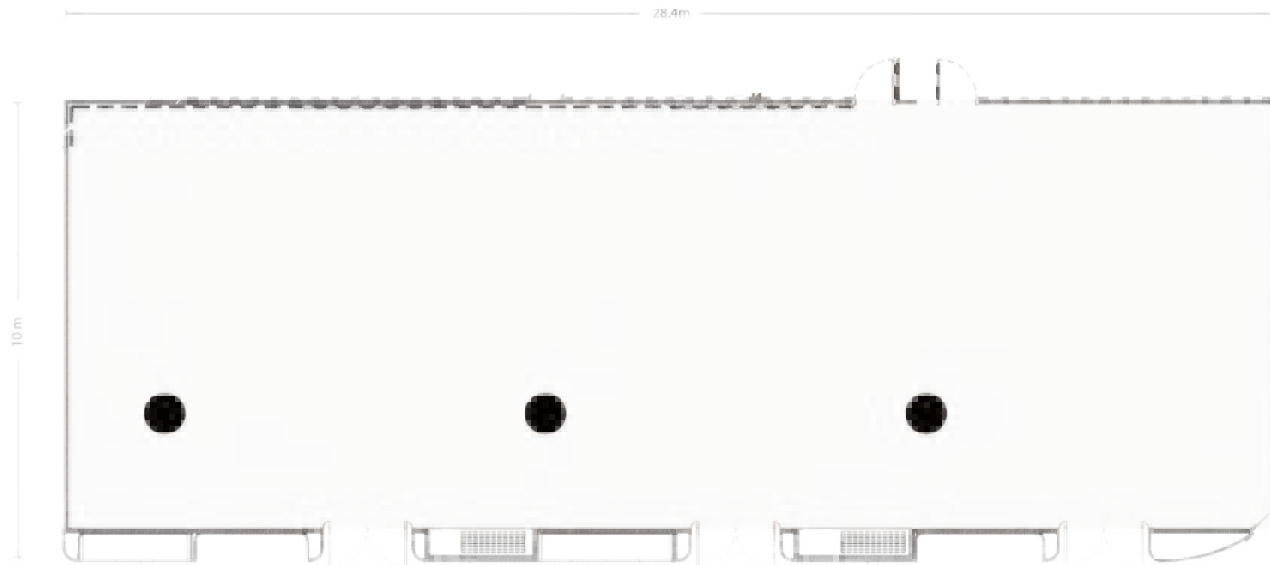


Long Aisle



Short Aisle

Floor Plan
Camellia



Your Wedding Checklist

10 to 12 months

- Decide on the type of wedding you would like to have
- Work out your budget
- Research and visit suitable wedding venues
- Select the date and reserve your wedding venue

6 to 9 months

- Compile your guest list
- Decide on your bridesmaids and groomsmen and give them a list of duties and responsibilities to help you with
- Hire a photographer and videographer
- Shop for your wedding outfits
- Arrange for a pre-wedding photoshoot
- Engage your hair and make-up artist
- Shop for wedding rings
- Shop for outfits for bridesmaids and groomsmen
- Plan your honeymoon

3 months

- Confirm guest attendance and seating plan
- Contact guests who have not confirmed their attendance
- Plan the seating arrangement based on your guest list
- Register your marriage with Registry of Marriages 3 months before solemnisation
- Plan your wedding day itinerary and ceremony formalities.
- Arrange for food tasting and finalise the menu for your wedding banquet

1 month

- Prepare your wedding vows and speech
- Arrange rehearsal dates for solemnisation and wedding banquet
- Purchase wedding favours for guests
- Final fitting for bridal attire, including wedding shoes
- Touch base with your vendors to confirm date and time and payment details

1 day

- Send your wedding car for decoration
- Sleep early

On Your
Wedding Day

- Relax and enjoy this once-in-a-lifetime event

Wedding Banquet Programme

2 hours before the commencement of the wedding banquet

Meet hotel's banquet team for final arrangements
Final test of equipment and audio facilities

Pre-event cocktails
Parents of Bride and Groom to welcome guests at the reception
Guests to be ushered into Ballroom

Welcome speech by Emcee
Video Montage - *Optional*

Commencement of the wedding banquet

Bridal march
Cake cutting ceremony

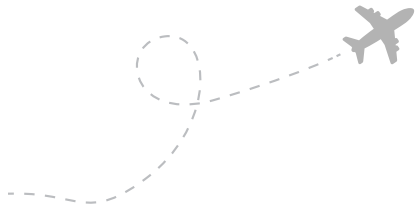
Bride and Groom to be seated

First course to be served

Bride to change outfit during 2nd course
Showcase wedding day highlights video – *Optional*

2nd March-in by Bride and Groom
Parents/Family/Friends to join couple on stage for toasting
Thank you speech by Bride and Groom
Table toasts and photography

The Bride and Groom and thier parents to standby for
guests' departure, with their parents





And the adventure begins...



Contact Us

For enquiries, please call our
Crowne Weddings team at +65 6823 5338
or email weddings.cpc@ihg.com

changiairport.crowneplaza.com